

Information folder



This is what the gate looks like, the gate and the first entrance door. The sign above the entrance says Bambu No 2.



Address: Calle Maestro Parada 2, floor 6, apartment A, 031 82 Torrevieja

Welcome to Playa Cura and our apartment in Torrevieja!

We're delighted to share our little paradise with you and hope that you will enjoy both the apartment and the beautiful surroundings.

In this guide, we've gathered practical information about the apartment along with our personal tips on what not to miss in Torrevieja – everything from scenic walking paths and cozy cafés to beaches and local favorites.

If you have any questions during your stay, you're always welcome to reach out to us. We also appreciate your feedback – it helps us improve the experience for you and future guests.

Thank you for choosing to stay with us. We wish you a wonderful stay filled with sunshine, relaxation, and great memories!



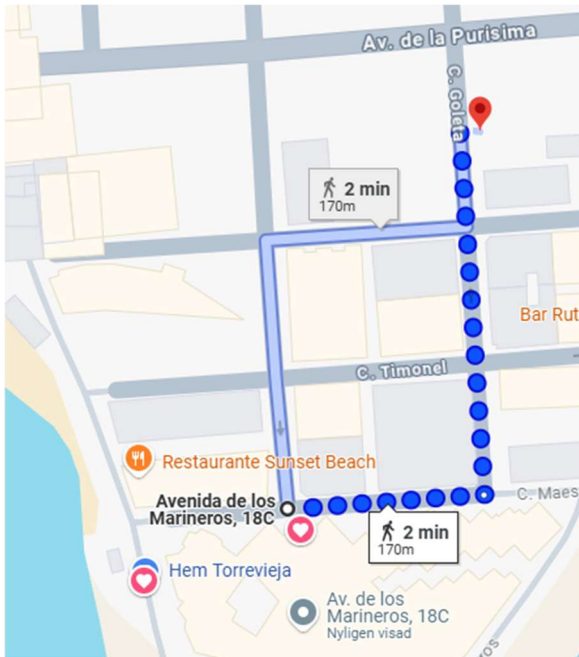
Warm regards,

Peter and Susanne


Private Closed Garage

Additional fee: €60 per week, for longer stays please inquire about pricing.

Find your way to the garage Calle Goleta, 8



First gate opens with this remote control and this button.



The underground garage gate opens & closes with this remote control



This port



Alarm off:

- Upon arrival, swipe down with two fingers on the keypad's number section until it lights up.
- Put the tag on top of the keypad until it beeps.
- When the indicator light turns on, the alarm is deactivated.

Then open the gate using the light gray remote control.

Note: The garage alarm activates automatically at 22:00.



Content

- Lock and alarm at Arrival.....5
- Open and lock the door.....5
- Things to Consider When Leaving the Apartment (for the Beach / City etc.)..... 6
- Practical tips7
 - Internet.....7
 - Airconditions7
 - Music (requires that you have connected to Wifi in the apartment)7
 - Awnings7
 - Garbage Disposal.....7
 - Lighting7
 - Keys.....7
- Important Information**8
- TV.....9
- Workplace11
- Departure Checklist.....12
- Good to know13
 - If you lose the key, something breaks, or you encounter any other issues:.....14
 - Power Outage.....14
 - Taxi14
- If you get sick:.....15
- Transport to and from the Airport.....16
- Restaurant tips (Our favorites).....17
- Nightclubs.....18
- Barer18
- Golf clubs.....19
- Beaches in Torrevieja20
- Good tips21
- Activities28
 - Waterskiing30
 - Boat30
- Shopping.....31
- Vineyards.....32
- Manuals.....33
 - Amenities & Equipment39
- Troubleshooting Guide.....40

Lock and alarm at Arrival

Lock

Use the key

Alarm

When you arrive

1. Upon arrival, swipe down with two fingers on the keypad's number section until it lights up.
2. Put the tag on top of the keypad until it beeps.
3. When the indicator light turns on, the alarm is deactivated.



Open and lock the door

The door locks automatically. If not, press the center of the round ring.

To unlock, press the round ring or turn it manually.



Locks and alarms when you leave

1. Ensure all family members leave before activating the alarm.
2. Swipe down with two fingers on the keypad until it lights up..
3. Place the tag at the top of the keypad until it beeps.
4. When the full round ring lights up, the alarm is set.
5. Exit immediately.



Get out right away.

Lock

Close the door; it should lock automatically.

If not, press the arrow on the keypad or lock manually with the key.



Things to Consider When Leaving the Apartment

(for the Beach / City etc.)

- Do not forget your key!
- Retract the awnings if it is windy.
- Close all windows.
- Turn off all air conditioning. (Heating can stay on in winter as long as the windows are closed.)
- Setting the alarm is optional but recommended.

Important: When exiting through the gate, the “door opener button” is on the right before the main door. Hold it for 3 seconds for a smooth exit. This unlocks both the entrance door and the gate simultaneously.

Practical tips

Internet

- **Wifi Network:** Playacura, **Password:** Gratisinternet

Airconditions

- Cooling: Set MODE to the snowflake symbol (ensure all units have the same setting).
- Heating: Set MODE to the sun symbol.
- Both bedrooms must have the same setting, otherwise, it will not work.
- AC Heating works during winter.
- Use cooling mainly at night with the bedroom door closed.
- Heating can always be on during winter if windows remain closed.
- Best ventilation: Open a kitchen sliding door to the terrace and a bedroom door.
- Ensure bedroom doors are secured when opening windows at both ends to avoid strong drafts.

Music (requires that you have connected to Wifi in the apartment)

- The apartment has 2 Sonos speakers.
- The easiest is to control it from the Spotify app. Open Spotify app
- Go to Playing Now, Select Available Devices, Choose a Sonos speaker or group.


Awnings

- Avoid lowering awnings in strong winds.
- Secure awnings to the balcony railing or extendable arms.

Garbage Disposal

- Take out trash daily (to avoid cockroaches).
- Garbage station: Located just outside to the right.

Lighting

- In All spotlights in the kitchen, dining area, TV corner, and terrace are dimmable.
- Light control panel:

- Double-click: 1) Turns all lights off, 2) 10% brightness, 3) 30% brightness, 4) Full brightness.
- Single-click: 1) General lighting, 2) Kitchen, 3) TV corner, 4) Dining area.
- Press and hold: Adjust brightness in a specific area.

Keys

- Text Natalia +34 655 37 48 04, when you leave the airport.

Do not touch cables behind the TV or under the kitchen desk.

Changes to wiring will be deducted from your deposit as a technician is required to fix them.

Do not lower awnings in strong winds.

We hope you will enjoy your stay as much as we do in lovely wonderful Torre Vieja! Enjoy!

Important Information

A few things to keep in mind during your stay

1. Please only use cooling air-conditioning at night and then only when you have closed all windows and doors (electricity costs a lot in Spain). Heating can be on all the time if windows are closed.
2. It is constantly windy in Torrevieja and the apartment is throughout. For the best ventilation during the day, open up a sliding door in the kitchen and one to the patio.
3. If you open windows in both directions, make sure that the doors in the bedrooms are well anchored, as there will be a huge draught. You can control the ventilation by opening the kitchen or bedroom just the right amount.
4. **Extra important!** We are in Spain and like all Mediterranean countries, there are cockroaches. To avoid visits from these, please ensure that you do not leave food residues or crumbs on the floors. Also, never leave food out after meals unless it is well sealed, and always wash all dishes. Take out garbage regularly (See info under Good to Know / Garbage Disposal) to prevent pests.
5. **Internet, WiFi network:** Playacura, **Password:** Free internet.
6. **Extra important!** Please do not touch any cables under or behind the TV. Also, avoid touching the cords in the desk. Any changes made here will be deducted from your deposit as technicians will need to come and fix it.
7. In strong winds, do not crank down the awnings.

Workplace

There is a screen and dock that you can connect your laptop to.

NB: Never touch the cords under the desk. If you change anything here, the cost will be deducted from your deposit, as technicians will need to come and fix it.

If you want to use your own computer:

You can now connect your computer directly to the dock, which will provide both internet and power.

If you need to connect a charger, use the connector on the left in the corner.

Never touch the cords under the desk. Any changes made will result in a deduction from your deposit, as technicians will need to fix it.

Departure Checklist

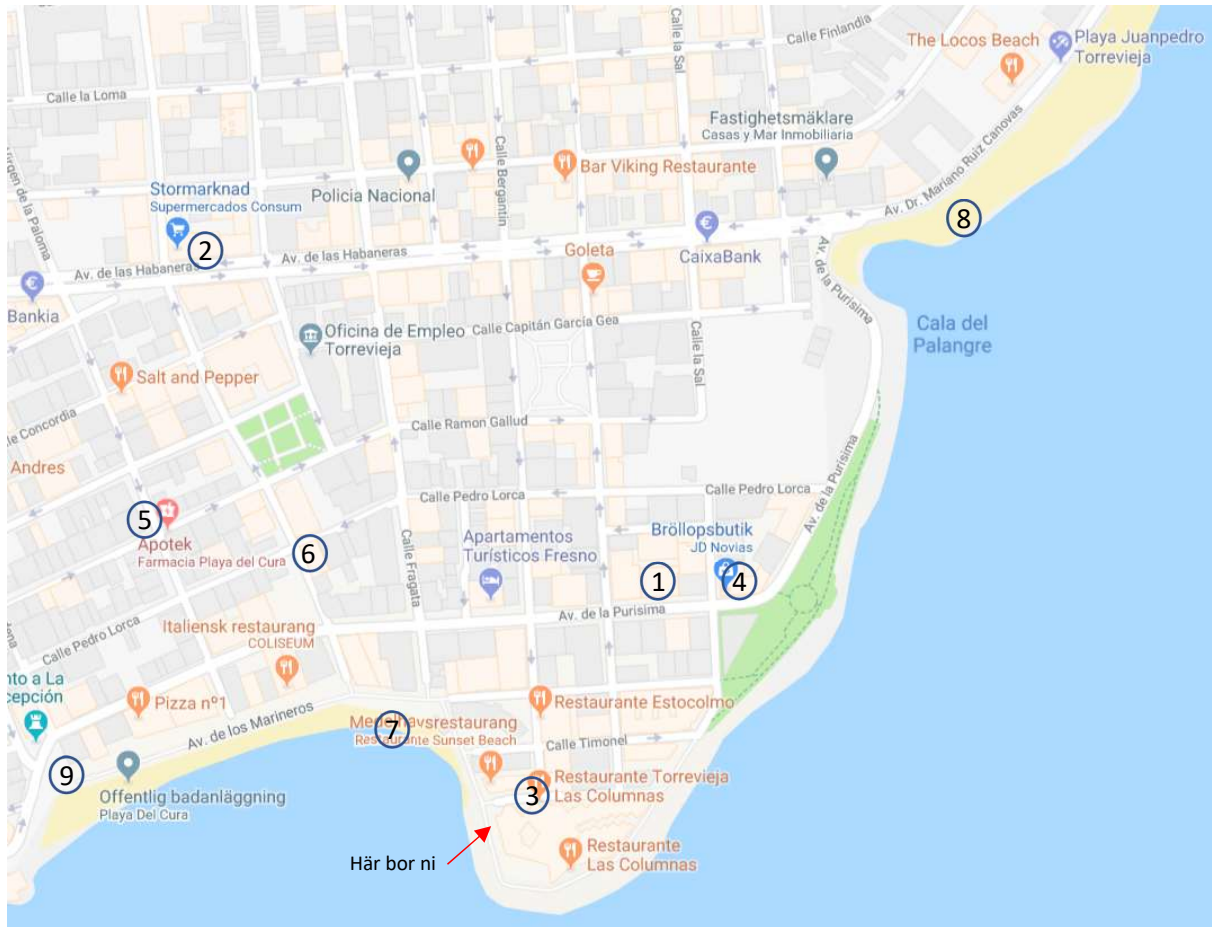
- Crank up the awnings.
- Bring in the balcony chairs (they are stackable); the lounge group can remain outside.
- Check and clean the oven, ensuring nothing is left inside.
- Dispose of all opened food; well-sealed dry goods may be left for the next guest.
- Empty and clean the fridge and freezer.
- Empty all trash cans, including those in the bathrooms.
- Wash, dry, and put away all dishes and dispose of any garbage (see info under "Good to Know / Garbage Disposal").
- If dishes, the oven, or the fridge are not cleaned, a €20 fee will be charged.
- Remove all bedding and place it in a pile on the bathroom floor.
- Place towels and bath towels in a pile on the bathroom floor. If they are wet, leave them hanging.
- Close and lock all doors and windows.
- Leave at least one full roll of toilet paper in each bathroom.
- Leave all interior doors, including closet doors, open.
- Place all keys on the sink.
- Leave the pool tickets on the sink.
- Close the front door.
- Thanks for your help!



We're glad you chose to stay with us, and we welcome you back anytime!

Peter & Susanne

Good to know



Grocery store with larger assortment

1. **Masymas (300m).** (Smaller assortment but absolutely sufficient for most needs.)



Opening hours:

Monday to Saturday 09:00-21:00.

Sunday closed.

2. **Consum (550m).** (Manual deli/fish counter and a good assortment.)



Opening hours:

Monday to Saturday 09:00-21:30.

Sunday 09:00-15:00.

Garbage Disposal

3. (60m).
Garbage is thrown in the containers/bins that stand along the streets.

ATM

4. (350m).

Pharmacy

5. Pharmacy Playa del Cura (450m).

Bakery

6. Bakery (270m).

Beaches

7. Playa Del Cura (0m).
8. Playa De Los Locos (600m), behind the apartment.

Tourist information

9. Torrevieja Tourist Information Point Beach (400m).
Open Monday-Friday 10:00-13:30.

If you lose the key, something breaks, or you encounter any other issues:

- Contact us or Natalia
- Phone: +46 70 796 86 45, +34 655 37 48 04

Power Outage

If the power goes out, switch all fuses down, wait 4 seconds, and then switch them back up, including the red-marked ones.

The fuse box is located just inside the front door.

If this happens, you will need to manually restart the water filter.

The filter is located in the cabinet above the oven – press the ON button on the filter machine.

Taxi

Atif Best Taxi Guy
+34 622 946 621

Torrevieja Taxi+34 645 786 417 Prices Airport transfers: Alicante Airport 2 people: C:a 65€

Porttelefon

To "ring" from the gate, press 6A.

To open the gate from the apartment, press the key button on the intercom.

Most shops open at 10:00 AM and close for "siesta" for a few hours, typically between 1:30 PM and 5:30 PM. They then reopen and stay open until 8:00, 9:00, or even 10:00 PM.

Banks usually open at 9:00 AM and close at 2:00 PM.

If you get sick:

Emergency and need immediate assistance, call 112.

Nordic Medical Center



NMC

GABRIELLA MONTEALEGRE
LÄKARE.

**Medicinsk vård precis som på
en vårdcentral i Sverige!**

Jag har startat egen klinik
Ni är välkomna till Nordic Medical
Centre i Torreveija.

Nordic
MEDICAL CENTRE

Adress: Calle Urbano Arregui 23, esquina Pilar
de la horadada Torreveija

+ 34 865 66 77 80
info@nmc.care

Måndag - Fredag: 08:00 - 16:00 Drop-in: 08:00 - 12:00 Bokade tider: 13:00 - 16:00
Lördag: 10:00 - 14:00 Endast Drop-in.

“At Nordic Medical Center, we are proud to offer personalized care tailored to your needs.

We understand how important it is to feel heard and understood, which is why our team is ready to assist you in **Spanish, English, Swedish, and Norwegian.**

Whether you need **medical consultations, treatments, or advice**, we ensure a **warm, efficient experience** in the language that makes you feel most comfortable. Because your **health deserves the best communication and the best care.**”

Booking required.

We are open on **weekdays**, and you can usually get an appointment **the same day or shortly after.**

Phone: +34 865 667 780

WhatsApp: +34 604 461 785

Mejl: info@nmc.care

Adress: Calle Urbano Aguerri 23, Torreveija

Hemsida: <https://nmc.care>

There is also an emergency department at the General Hospital **Hospital Quirón Torreveija.**

Open around the clock.

Transport to and from the Airport

Taxis are available outside the **arrival hall** at the airport. The cost is approximately **€65-70**.

It is recommended to **pre-book a taxi** about a week before arrival.

Nordisk taxi <https://www.nordisktaxi.com/>

Nordins transfer <https://nordinstransfer.com/>

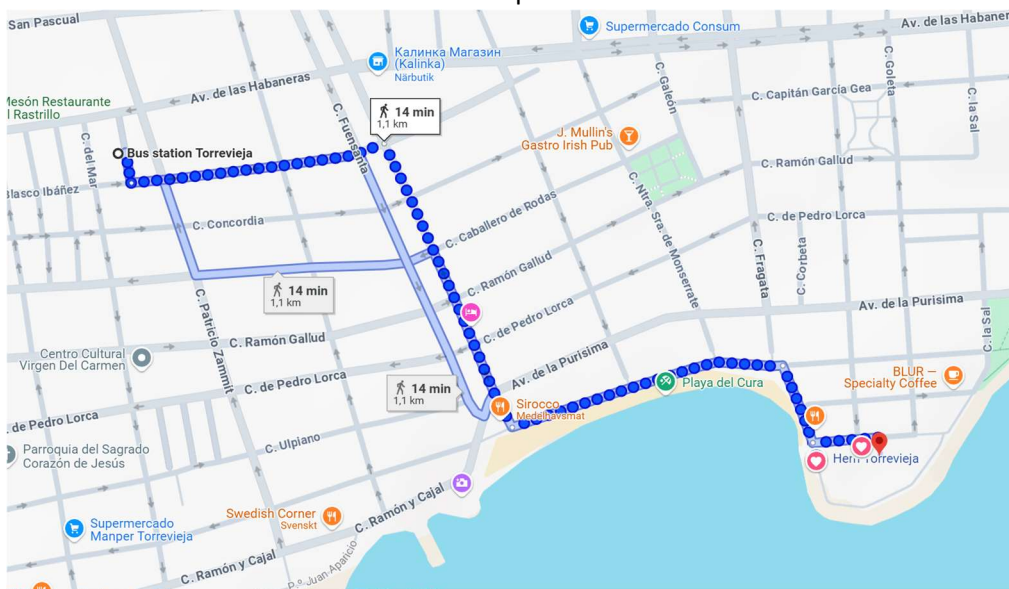
The **direct bus to Torrevieja** can be found on the **second floor**.

Timetable:<https://torrevieja.com/sv/flygbussens-tidtabell/>

The **disadvantage** is that they do not operate **after 10:00 PM**.



How to Walk from the Bus Station to the Apartment:



Restaurant tips (Our favorites)

1. **Timonel Belchica** (Fine dining with a fixed menu, reservation required.)
Calle Goleta, 2150 m, 2 min walk
2. **El Mesón de La Costa** (Fine dining – don't miss out on the dessert or coffee in the back!)
Calle Ramón y Cajal, 27
950m, 8 min walk
3. **Restaurante Porthus by El Charro Negro** (Newly opened, very nice restaurant and staff)
C. de Pedro Lorca, 11 1,300m, 18 min walk
4. **Salt and Pepper** (A very nice, slightly more casual restaurant on a backstreet that often features live music.)
Calle Concordia 120
500m, 7 minutes to walk
5. **Panda** (Simple restaurant with very good Chinese food, also sushi)
Calle Pedro Lorca, 69
1,000m 12 minutes to walk
6. **Harry's Lounge & Kitchen**, (Very affordable restaurant with nice backyard)
Calle Ulpiano, 161 100m, 13 min walk
7. **Pig'n Pollo** (Very good Pizzeria & Kebab with Swedish flavors)
C. Concepción 1
1,600m, 20 min walk.
8. **Restaurante Asiático "ABC"** (Delicious Thai tapas – "All You Can Eat.")
C. Urbano Arregui 1
2 500m, 31 minutes to walk.
9. **Mizu** (Very good Thai food)
Av.de las Cortes Valencianas, 10
1,800m, min walk.
10. **Mat's Burger** (Fantastic burgers)
Calle Ramon Cespedes, 71
400m, 18 min walk
11. **Lizarran Playa del Cura** (Take the tapas you want, pay per stick.)
Av. de los Marineros,
4,300m, 4 min walk
12. **La Perla** (Very good breakfast, lunch and dinner)
Av. de los Marineros, 9
230m, 3 min walk
13. **Beet Vegetariano** (Vegetarian)
Calle de Pedro Lorca 131,300m
16 min walk

All around Torre Vieja, on the backstreets, you'll find excellent small tapas restaurants with outdoor seating. These places are **simple but delicious** and offer **great value for money.**

Nightclubs

1. **Port Bacchanal** (Nightclub).
In the harbor (below the pier).
1 900m, 23 minutes to walk.
2. **Marina Niki Beach Club** (Nightclub)
Puerto Deportivo Marina Salinas
1 800m, 23 minutes to walk.
1. **Velice Discoteca** (Nightclub)
Plats: Calle Estay 2, Torrevieja.
2 600m, 33 minutes to walk.
3. **ULTRA Scandinavian** (Bar & Nightclub)
Location: Calle Antonio Ruiz Coves, Torrevieja.
2,400m, 30 minutes to walk.

Barer

1. **Tango Deluxe** (Bar)
C. Almudena 1 (On the promenade)
500m, 6 minutes to walk
2. **Bar Po' rom pom pom/ By Bella** (Nice bar with Swedish-speaking owners and very affordable.)
Rbla. Juan Mateo García, 8
1,200m, 17 min walk
3. **Mosquito** (Perfect for watching the sunset, great drinks)
Sports Point Marina Salinas, Marina Salinas (At the end of the pier)
2,000m, 24 min walk
4. **Bianco Seaclub** (Bar & Restaurant) P.º Vistalegre 1,600m, 19 min walk
5. **Moby Dick** (here are several bars that often have live music)
C. Salero 2 300m, 28 min walk

Golf clubs

Lo Romero Golf

Carretera de Orihuela – CV 925, km. 29, Pilar de la Horadada, Alicante, (25,6km, 40 minuter)
<https://www.loromergolf.com>

Golf La Finca

Los Montesinos, Algorfa Km,3, Algorfa Torrevieja, (21km, 30 minuter)
<http://www.golfquara.com>

Roda Golf & Beach Resort

Ctra F27 San Cayetano-Los Narejos s/n, Roda, San Javier, Murcia, (38km, 40 minuter)
www.rodagolf.com

Golf Villamartin

Ctra. Alicante-Cartagena km 50, Apartado 29, Orihuela Costa, Alicante, (15km, 24 minuter)
www.villamartingolfclub.com

Las Colinas Golf & Country Club

Avenida de las Colinas 2, 03189, Orihuela Costa (23km, 30 minuter)
www.lascolinasgolf.es

Vistabella Golf

Calle Melocotonero, 1, Orihuela, Alicante, (23km, 30 minuter)
www.vistabellagolf.com

Golf Las Ramblas

Ctra. Alicante-Cartagena Km 48, Orihuela Costa, Alicante, (17km, 30 minuter)
www.golf4ualicante.com

Real Club de Golf Campoamor

Ctra. Cartagena-Alicante km. 48, Orihuela, Alicante, (19km, 30 minuter)
www.lomasdecampoamor.es

Golf La Marquesa

Calle Miguel Ángel Jiménez, s/n, 03170 Rojales, Alicante, (16km, 18 minuter)
www.lamarquesagolf.es

New Sierra Golf Course

Av. Hacienda del Alamo, 11, Fuente Alamo, Murcia, (72km, 1 timme och 20 minuter)
www.newsierragolf.com

Beaches in Torrevieja

Playa Cura – A slightly shorter sandy beach (400 m) located **right in the center** along the promenade. Restaurants, cafés, and bars line the area just above the beach, making it a **popular and well-visited spot for swimmers!**

The beach is equipped with **lifeguards, an infirmary, and public toilets.**




Playa los Locos – Located **just north of Playa Cura**, Playa Los Locos is a **cozy and shallow beach** in central Torrevieja. There are **plenty of restaurants and lunch spots** nearby, making it a convenient choice for a day at the beach.

A **public toilet** is available and in good condition. While the beach is not very large, it is **quite popular, especially among a younger crowd.**

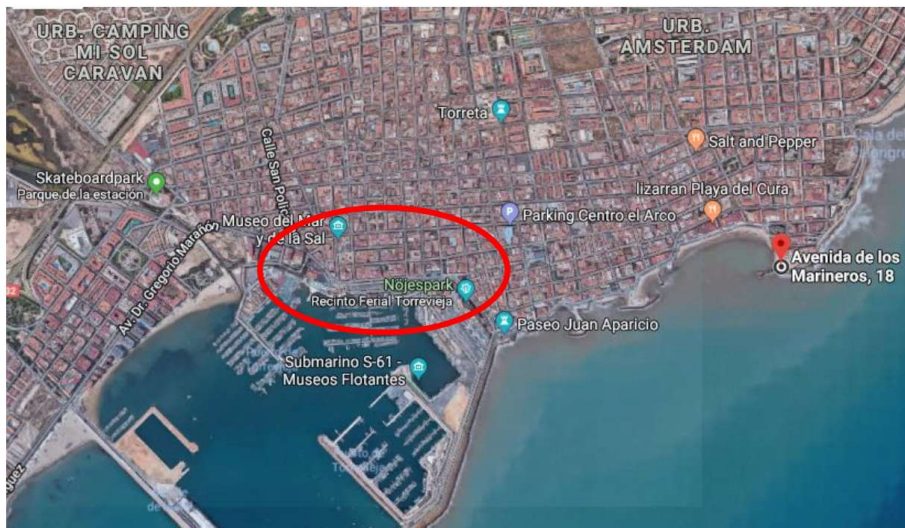


Good tips

Vid restaurang Marina Niki kan ni bada i poolen om ni beställer en drink, ca 5 euro.



Borta vid "centrum" har ni affärer och på kvällarna mycket uteserveringar/barer.



Playa de los Naufragos— Located **just south of Playa Cura and the marina**, this beach is slightly **outside the city center** but still within walking distance if you're staying centrally.

There are **free workout stations** available for everyone to use, adding an active touch to your beach visit. You'll also find **restaurants, shops, and a beach bar** nearby, making it a pleasant and convenient spot to relax.



Playa la Mata — Located **about 5 km north of Playa Cura**, La Mata is considered **one of the best beaches** in the Torrevieja area. It's about a **1-hour walk**, but you can also take a **local bus (L 002) to El Pilar de la Horadada**.

The beach is **well-maintained, clean, and has lifeguards on duty**. There are **many restaurants** along the long stretch of sand, as well as **several first aid stations**.

A very family-friendly beach!



Markets

Friday's market -- The **largest market** in Torrevieja, with **1,200 stalls**, held **right in the city center**. Vendors' tables are filled with **fresh fruits and vegetables**, and the air is often filled with the **aroma of fresh herbs and sun-ripened fruit**.

There are **seven entrances** to the market area, and **toilets** are available in **three different locations**.

📍 **Location:** Avenida Delfina Viudes (next to the Aquopolis water park)

🕒 **Opening hours:** 8:00 AM – 2:00 PM



The Sunday market -- Held **every weekend in Guardamar**, just outside central Torrevieja. Here, you can find **everything**—from **slippers to fresh fruits and vegetables**!

The market is **easily accessible** by **taxi or car** from Torrevieja. It is also known as the "**Lemon Market**" because it is **beautifully located right next to a lemon plantation**.

📍 **Location:** Campo de Guardamar, **Guardamar-Montesinos Road**

🕒 **Opening hours:** 8:00 AM – 2:00 PM



The night market — For those who enjoy staying up late, this is a small and charming market **located along the central beach promenade**. Here, you can find clothing, bags, shoes, and jewelry at great prices.

- 📍 Location: **Paseo Marítimo de la Libertad (the promenade by the Marina)**
- 🕒 Opening hours: Evening time

In and around Torrevieja there are a lot of nice activities for the whole family.

Amusement parks

Terra Mítica — The Largest Theme Park in the Mediterranean!

Located in Benidorm, Terra Mítica is the largest amusement park in the entire Mediterranean region. It truly offers something for all ages and interests!

This one-of-a-kind theme park takes you on a journey back in time through five legendary civilizations around the Mediterranean The Ancients, Egypt, Greece, Rome, Iberian and Island Kingdoms

- 📍 Location: 03502, Alicante, Spain, Website: [Terra Mítica](https://www.terramitica.com)



Aquopolis Water Park – A Fun Alternative to the Beach!

If you're feeling tired or bored of lounging at the beach or by the pool, why not visit Aquopolis? This fantastic water park offers a great experience with: Wave pools, Jacuzzis, Mini golf, Restaurants...and much more!

- 📍 Location: Avenida Delfina Viudes, 03183 Torrevieja
- 🌐 Website: [Aquopolis Torrevieja](https://www.aquopolis.com)



The Canelobre Caves

Only one of the Canelobre Caves is open to visitors, but it is truly impressive in size. The cave is located at an altitude of 700 meters on the north side of Cablesón de Oro mountain, near the town of Busot, 23 km north of Alicante.

A well-paved road leads all the way to the entrance, though turning and parking spaces are somewhat limited. A maximum of 50 people are allowed inside at a time, accompanied by a guide, so be prepared for possible waiting times.

📍 Location: Cv-776, 03111 Busot, 🌐 Website: Canelobre Caves – Turismo Busot



El Castell de Guadalest, located northwest of Benidorm, is a Moorish castle perched on top of a steep mountain. About a 1.5-hour drive from Torrevieja, this historic site offers breathtaking views of the surrounding landscape.

Fuentes del Algar, situated near Guadalest, is a natural waterfall system with multiple levels. Here, you can swim and dive in ice-cold spring water, enjoy natural pools, and stand under waterfalls for a refreshing experience.



Cities

Murcia is a charming university city that offers a wonderful mix of old and new. Here, you'll find magnificent baroque churches, modern shopping streets, green plazas, restaurants, and tapas bars. One of the city's highlights is the grand baroque cathedral, Santa Maria, considered one of the most beautiful in all of Spain. Murcia is located about a 1-hour drive from Torrevieja.



Elche — A walk through **El Palmeral** is an experience appreciated by **both young and old**. It is **Europe's largest palm grove** and one of the largest in the world, surpassed in size only by a few in **Arab countries**.

El Palmeral is recognized as a **UNESCO World Heritage Site**.

📍 **Location: Elche**, approximately **50 km (45 minutes)** from Torrevieja.



Cartagena – An art nouveau architectural gem.

In Cartagena, **you can experience a beautiful blend of Art Nouveau architecture, Roman amphitheaters, great shopping, and cozy tapas bars all at once.**

The charming and lively marble-paved pedestrian street, Calle Mayor, **winds its way through the historic old town, offering a delightful atmosphere for a stroll.**

📍 Location: Approximately 40 miles (55 minutes) **from Torrevieja.**



Las Salinas - There are two pink salt lakes in Torrevieja:

The large salt lake is called Salinas de Torrevieja.

The smaller one is called Salinas de la Mata.

Swimming is now forbidden in both lakes.

One of the lakes is used for salt export worldwide, while the other is a nature reserve with walking paths through lemon and orange orchards.

The unique microclimate of the area has created these salt lakes. Their pink color is due to the presence of salt-loving shrimp and archaea halobacteria, which can only survive in such highly saline water.



Activities

Boat trip to Tabarca - Tabarca Island is located about 20 km from Alicante, in the middle of Santa Pola's promontory. With its 1,800 meters in length and 400 meters in width, it is the largest island in the Valencia region and the only inhabited island.

The boat departs from the port of Torrevieja, which is 1.5 km (about a 19-minute walk) from the city center. The boat trip itself takes around 40 minutes.

From May to October, the boat features underwater windows, allowing passengers to view marine life, plants, and underwater rock formations during the journey.

🌐 More information: [Boat Trip to Tabarca Island](#)



The pier – El dique de levante (breakwater)

The pier has become a popular walking trail of over 1600 meters. It is in a modern style with wooden decking footbridge and metal railings.



Scuba diving /Snorkeling

Costa Blanca & Costa Calida offers many exciting options. Diving in Cabo de Palos, near La Manga is considered Spain's best and also one of Europe's best.

An underwater reef connects Cabo de Palos with the marine nature reserve Islas Hormigas. This reef has caused many shipwrecks throughout the ages and there are therefore many wrecks to dive on.

Snorkel safaris are a great option for those who don't dive. Outside Santa Pola you can both dive and snorkel in clear waters around the mini island of La Galera, l'Escull Negre (the black skull) and the caves around the fine island of Tabarca.

Keep in mind, however, that the surroundings of Torre Vieja can be rocky and therefore a little dangerous.



Dive Center

Scuba Diving in Torre Vieja Odyssey

Calle del Huerto, 6, 03181 Torre Vieja, opens at 10 a.m.



Waterskiing

La Bocana Wake park

Marina Salinas, P.º de la Libertad, sn



Discover the different types of water skiing.

Here are facilities designed to practice water skiing in a safe and fun way.

Their cable with two pulleys allows them to provide their customers with a personalized service adapted to the level of each user, making learning very easy and fast.

Their cable allows you to regulate the running speed to adapt it to each user and stay when the skier needs it, in this way the learning is fast, fun and above all safe.

Boat

Boat Rental in Torre Vieja | Levante Boats

Puerto Marina Salinas, 49



Rental with and without a license

Levante Boats, boat rental available to everyone, with the possibility of enjoying sailing without any type of qualification or with the captain on board.

Shopping

In addition to all the nice street markets of different sizes, there is also a huge range of shopping and going shopping in Torrevieja, with more than 2300 shops and commercial premises, there is something for everyone.

Fashion, shoes, perfume clothing, electrical goods and leather goods, as well as of course lots of restaurants located around Plaza de Isabel II as well as in the other central parts of Torrevieja.

The center is only about 200 m from the marina, and all the surrounding streets. It's built a bit like a maze, with all the shops and small streets.

Zenia Boulevard Köpcenter -

Large! Over 150 shops and services gathered in one huge shopping centre. There are also over 20 restaurants, playgrounds and other fun. For those who like shopping, this is a must.

Adress: Calle Jade, 2, 03189 Orihuela



Habaneras shoppingcenter –

Large shopping mall with over 60 shops. Open every day 10-22. There is also a cinema.

Adress: Avenida Rosa Mazon Valero, 7, 03184 Torrevieja



Vineyards

Casa Boquera –

Location: Apt 421, Yecla, Murcia, Spain Phone: +34 605 405 040

www.casaboquera.com

106 km, 1.5 hours to drive



Bodegas Faelo –

Location: Camino de los Covos, Poligono 3, Partida Matola,18, Elche, Alicante

Phone: +34 655 856 89840 km,

30 minutes to drive



Wineries Vina Elena –

Location: Paraje Estrecho de Marín, N-344, Km 52.5, Jumilla, Murcia

Phone: +34 968 781 340

www.vinaelena.com

108 km, just over an hour to drive

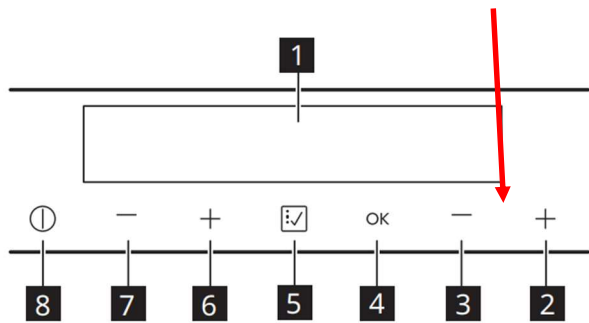


Google gladly, some may be best to pre-order a visit.

Manuals

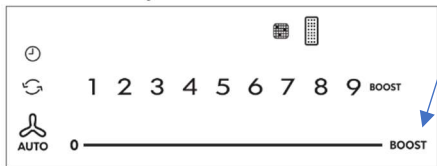
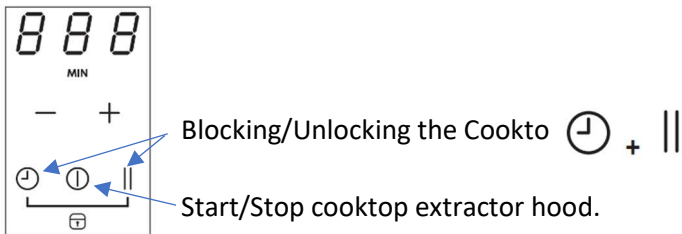
Fridge/Freezer

Adjust the temperature using the buttons.



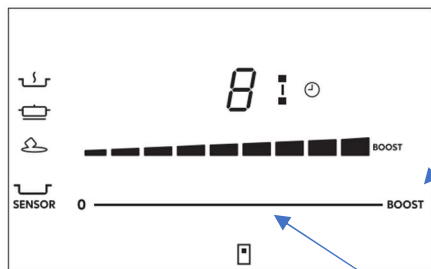
Stovetop

Note: Never use steel wool.



An image showing text, screenshot, font, line Auto-generated description

Selection of extraction power

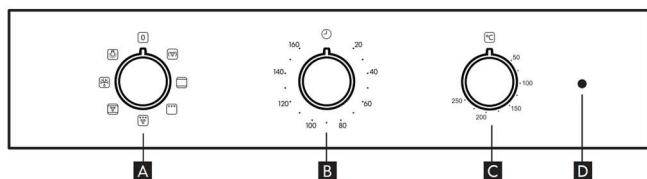


Power Booster.

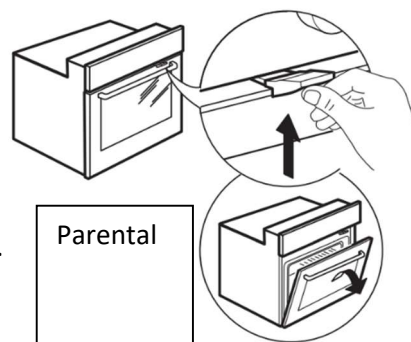
NB. Use only when boiling water.

Temperature control.

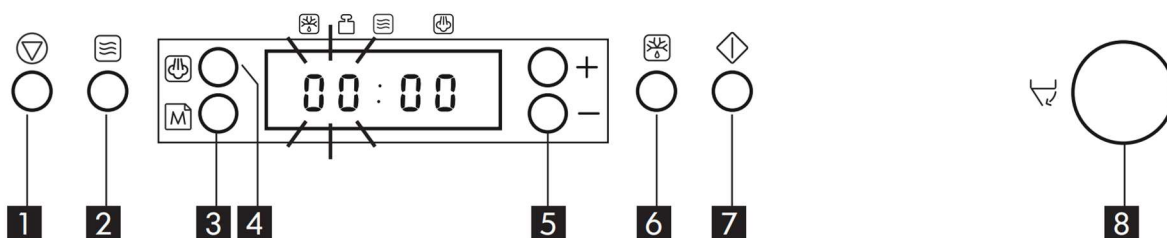
Oven



- A** To select a feature, turn the selector dial to the desired feature.
- B** Does not interrupt or start cooking, but allows you to use the clock as a timer
- C** Temperaturvred
- D** Lamp thermostat/preheating



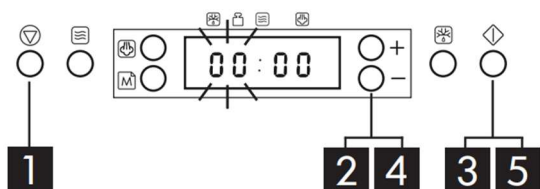
Microwave oven



- | | | |
|-----------------------|---|----------------------------|
| 1 Stop Button | 4 Steam Button | 6 Jet Defrost-knapp |
| 2 Power Button | 5 Plus/Minus Button (+/-)
(Use this button to set the time or weight) | 7 Start Button |
| 3 Memoknapp | | 8 Door Button |

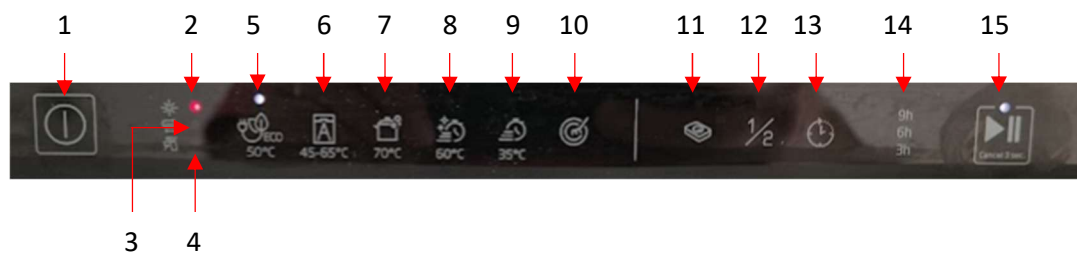
Clock

Clock Keep the oven door open while you set the clock. You will then have 5 minutes to set the clock. Otherwise, you only have 60 seconds for each step.



1. Press the Stop button (3 seconds) until the left digit (hours) starts flashing.
2. Press the plus/minus (+/-) buttons to set the hourly number.
3. Press the Start button. (the two right digits (minutes) will flash).
4. Press the plus/minus (+/-) buttons to set the minute number.
5. Press the Start button again. The clock is now set and working

Dishwasher



Easiest Ways to Run the Machine


Press button **1** then **6** and then button **15**

1. On/off switch
2. Fill with fabric softener
3. Refill Salt
4. Water supply is missing
 - 1. Program Indicators / Water Flow Warning (P1 flashes)**
 1. Eco, 50 degrees, 190 minutes
 2. Auto, 45-65 degrees, adjusts degrees and time after dishes, 104-174 minutes
 3. Intense, 70 degrees, 133 minutes
 4. Quick wash, 60 degrees, 79 minutes
 5. Pre-washed dishes, 35 degrees, 76 minutes
 6. Rinse, Cold water, 15 minutes
1. Detergent function on tablet
2. Half machine
3. Delayed start
4. Delayed start indicator
5. Start / Pause / Cancel

Washing machine

NB. Never wash beach towels in the washing machine


Start a program

1. To turn on the washing machine, press the ON/OFF button. For a few seconds, all tell-tales are switched on and then extinguished and the START/PAUSE tell-tale flashes.
2. Load the laundry and close the door.
3. Set the desired program with program KNOB. (Tips for less dirty clothing program 13)
4. Set the washing temperature
5. Set the centrifugation rate
6. Top up detergents and additives
7. Select the desired features.
8. Start the program with the START/PAUSE button and the respective tell-tale continues to glow green solid. Put the machine into pause mode, press the START/PAUSE button to delete the set program, and select a new program.
9. At the end of the program, the tell-tale lights up . If the LOCKED DOOR tell-tale END  is off, the door can be opened. To turn off the washing machine, press the ON/OFF button.

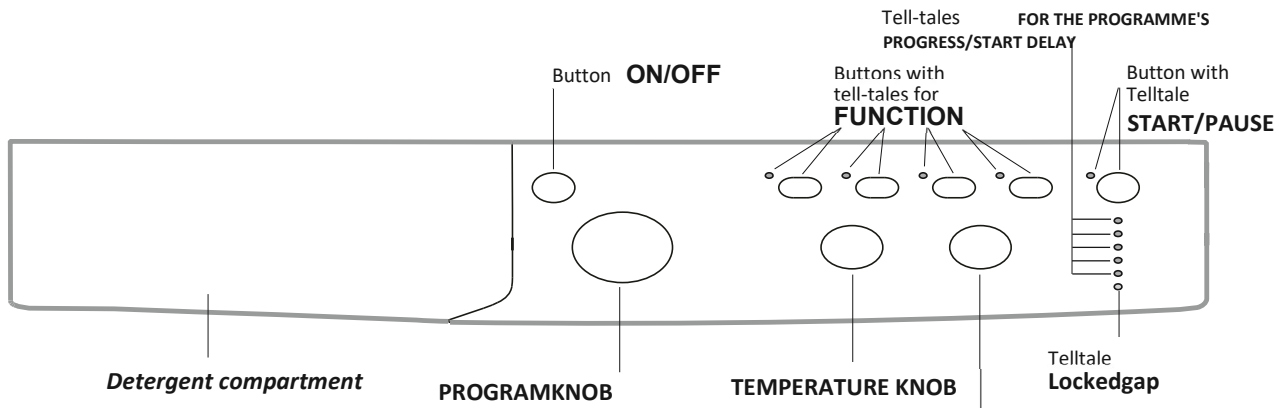
Underhåll och skötsel efter varje tvätt

Cleaning the detergent drawer

- Pull out the tray by lifting it up and pulling it outwards (see figure). Wash it under running water.



Description of the washing machine



Detergent compartments for refilling detergents and additives (see "Detergents and laundry materials").

On/OFF button: To switch the washing machine on and off.

PROGRAMKNOB: To set up the programs. During the program, the knob remains still.

FUNCTION tell-tale buttons: To select the features available. The tell-tale for the selected function remains lit.

CENTRIFUGATION KNOB: To activate or deactivate the centrifugation.


TEMPERATURE KNOB: To set the temperature or wash in cold water.

Programme Progress Tell-Tales/ START DELAY: To monitor the progress of the washing programme.

The light tell-tale indicates the current phase. If the "Start Delay" feature is set, they show how much time remains before the program is started






CENTRIFUGATION KNOB
LOCKED HATCH tell-tale:

START/PAUSE tell-tale button: To start or suspend programs temporarily.

NB! Press this button to stop washing in progress. The respective tell-tale flashes orange and the indicator light for the current phase is solid. If the DOOR LOCKED led  is off, the door can be opened.

Tell-tales

The tell-tale provides you with important information. They'll let you know:



Laundry	
Rinsing	
Centrifugation	
Emptying	
	

 Locked Door Tell-tale

If the DOOR LOCK tell-tale is off, the door can be opened.

Program

Application table

	Description of the program	Max. temp. (°C)	Max. speed (rev/ min)	Detergent			Max. load (kg)	Residual moisture %	Energy consumpt Wh	Total water turn lt	Programme length
				Pre-wash	laundry	Rinse					
Daily											
1	Cotton Pre-wash 90°: very dirty whitewash.	90°	1200	●	●	●	6	53	1,84	64	150'
2	Cotton: very dirty whitewash.	90°	1200	-	●	●	6	53	1,77	58	135'
3	Standard cotton programme 60°C (1): very dirty durable white and colour wash.	60°	1200	-	●	●	6	53	0,98	51	190'
4	Standard cotton programme 40°C (2): very dirty fragile white and colour wash.	40°	1200	-	●	●	6	53	0,86	52	185'
5	Coloured Cotton: light dirty whitewash and delicate colours.	40°	1200	-	●	●	6	53	0,82	53	90'
6	Synthetic: very dirty durable colour wash.	60°	800	-	●	●	2,5	44	0,78	33	100'
6	Synthetic energetic (3): slightly dirty durable colour wash.	40°	800	-	●	●	2,5	44	0,49	32	90'
7	Standard cotton programme 20°C: very dirty fragile white and colour wash.	20°	1200	-	●	●	6	-	-	-	170'
Special											
8	Wool: for wool, cashmere, etc..	40°	800	-	●	●	1,5	-	-	-	70'
9	Silk/Curtains: for silk, viscose and lingerie garments.	30°	0	-	●	●	1	-	-	-	55'
10	Jeans	40°	800	-	●	●	3	-	-	-	60'
11	Express: to quickly freshen up lightly soiled garments (not suitable for wool, silk and garments to be hand washed).	30°	800	-	●	●	1,5	71	0,12	27	15'
Sport											
12	Sport Intensive	30°	600	-	●	●	3	-	-	-	85'
13	Sport Light	30°	600	-	●	●	3	-	-	-	60'
Optional Extra											
	Rinsing/ineg	-	1200	-	-	●	6	-	-	-	36'
	Centrifugation + Emptying	-	1200	-	-	-	6	-	-	-	16'

Amenities & Equipment

All rooms have AC(3 unit)

Provides both cooling and heating

Miscellaneous

Smoke detector
Shopping trolley
First aid kit
Hairdryer
48 clothes hangers
Trash bins
4 beach chairs
Iron & ironing board
Cleaning equipment
4 USB chargers

Bedding

Duvets
Sleeping pillows
Bed linen

Appliances

Vacuum cleaner
Dishwasher
Handheld vacuum
Induction stovetop with extractor
Coffee maker
Refrigerator/Freezer
Microwave
Washing machine (1000 rpm)
Tumble dryer
Oven
Electric kettle

Office Equipment

Docking station
Monitor
Desk
Keyboard & mouse

Textiles

Bath towels
2 shower mats
Hand towels

Tableware & Serving Items

Plates & Bowls
8 small plates
8 deep plates
8 dinner plates
1 glass bowl
1 pie dish

Cutlery
8 forks
8 knives
8 tablespoons
8 teaspoons
3 butter knives
1 set of salad servers
2 wooden spoons

Glasses & Cups
6 cava glasses
6 wine glasses
6 whiskey glasses
6 beer glasses
8 coffee cups
2 tea cups
2 blue water bottles

Serving Accessories
1 carafe
6 coasters
3 pot trivets
8 placemats
3 tapas bowls
1 cheese dome
2 cheese slicers

Openers
2 wine openers
1 bottle opener

Food Preparation & Cooking Equipment

Toasting & Drying
1 toaster
1 dish towel

Strainers & Mixing
1 colander
1 set of plastic mixing bowls
1 set of plastic containers with lids (3 pieces)
2 metal bowls

Pots & Pans

2 pots
2 frying pans
1 oven-safe baking tray

Utensils & Tools

1 hand whisk
1 household paper holder
1 coffee scoop
4 knives
1 knife sharpener
1 knife block
1 can opener
1 measuring set
1 pasta spoon
1 potato peeler
1 grater
1 pair of scissors
2 cutting boards (1 large wooden, 2 plastic)
2 wooden spoons
2 ladles
2 spatulas
2 tongs
1 soup ladle
1 silicone spatula
1 garlic press

Oven & Heat Protection
2 pot holders

Electronics

Internet: 1000/1000 Mbps (Wi-Fi)
Smart TV 65"
Channels in Swedish, Danish, Norwegian, Finnish, and English
Netflix included (swedish)
Smart TV 32"

Troubleshooting Guide

Power Outage

If the power goes out in the apartment but not in the rest of Torre Vieja:

Go to the fuse box (left of the front door), switch all breakers off, wait 3 minutes, then switch them back on.

AC Not Working

If the AC is completely dead, check the fuse box (right of the front door) and make sure all fuses are up.

If the AC stops after a while, ensure all units are set to the same mode.

For cooling, all should be set to COOL (see Image 1).

For heating, all should be set to HEAT (see Image 2).

Change mode by pressing MODE until the correct setting appears.


If one AC is in a different mode, both will stop working properly.



Image 1



Image 2



Water Heater Not Working

If the indicator light (see Image 1) on the water heater in the laundry room is off, check that the plug is properly inserted below the heater.

If the plug is in and the light is still off, go to the fuse box (left of the front door), open the panel, and ensure all fuses are up. If any are down, switch them back up.

Also, check that the temperature is set to **70°C**.

Also check that **ON** is lit.



Washing Machine Not Working

If the washing machine is completely dead, check the fuse box (right of the front door) and make sure all fuses are up.

If the machine starts but no water comes in, check that all water valves are in the correct position (see image).

Dishwasher Not Working

If the dishwasher is completely dead, check the fuse box (right of the front door) and make sure all fuses are up.

If the dishwasher starts but no water comes in, check that the water valve under the sink (behind the drawers) is open (see image).



No water in the apartment

Go to the **laundry room** and check that **all water valves** are in the correct position (see image). If any valve is different, adjust it to match the image.

